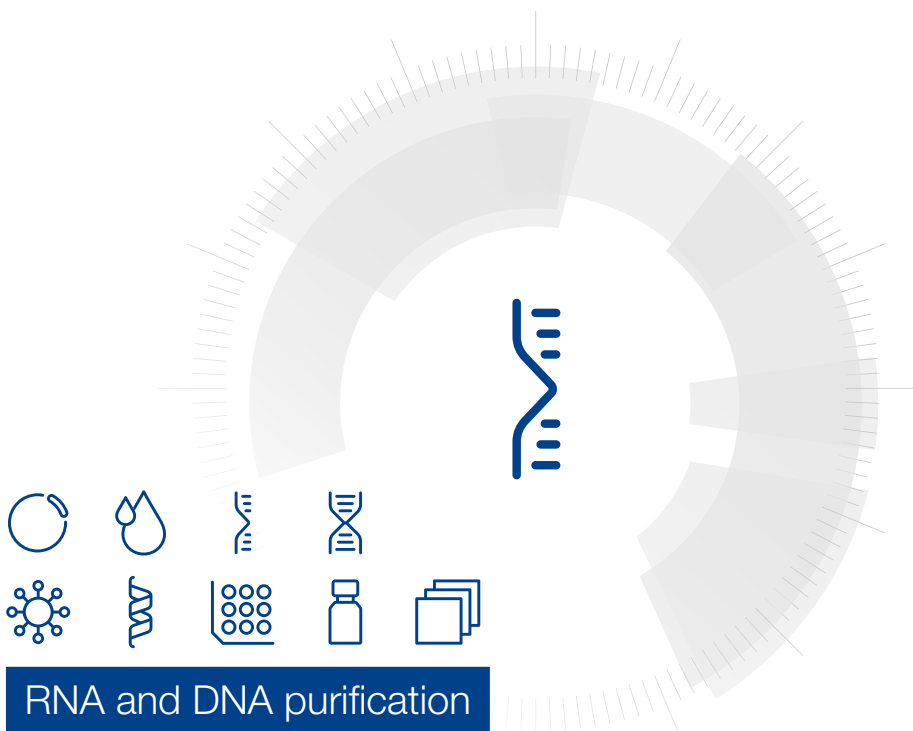


MACHEREY-NAGEL

# User manual
















■ NucleoSpin® RNA/DNA Buffer Set

April 2022 / Rev. 11

# RNA and DNA purification

## Protocol at a glance (Rev.11)

		NucleoSpin® RNA / miRNA / RNA Blood / RNA Plant, NucleoSpin® RNA/Protein		NucleoSpin® RNA XS
1	Homogenize sample		Sample	Sample
2	Lyse cells		350 µL RA1, RAP, or RP1 3.5 µL reducing agent	100 µL RA1 2 µL TCEP
			Mix	Mix
				5 µL Carrier RNA
3	Filtrate lysate	 	11,000 x <i>g</i> 1 min	11,000 x <i>g</i> 30 s
4	Adjust RNA binding conditions		350 µL 70% ethanol Mix	100 µL 70% ethanol Mix
5	Bind RNA/DNA	 	Load lysate 11,000 x <i>g</i> 30 s	Load lysate 11,000 x <i>g</i> 30 s
A	Wash silica membrane	 	1 <sup>st</sup> wash 500 µL DNA Wash	400 µL DNA Wash
			2 <sup>nd</sup> wash 500 µL DNA Wash	400 µL DNA Wash
				11,000 x <i>g</i> 1 min
B	Dry membrane		RT, 3 min	RT, 3 min
C	Elute DNA	 	100 µL DNA Elute	80 µL DNA Elute
				11,000 x <i>g</i> 1 min
7	Digest DNA		95 µL DNase reaction mixture RT, 15 min	25 µL DNase reaction mixture RT, 15 min
8	Wash and dry silica membrane		1 <sup>st</sup> wash 200 µL RA2	100 µL RA2
			2 <sup>nd</sup> wash 600 µL RA3	400 µL RA3
			3 <sup>rd</sup> wash 250 µL RA3	200 µL RA3
			1 <sup>st</sup> and 2 <sup>nd</sup> 11,000 x <i>g</i> 30 s	11,000 x <i>g</i> 30 s
				11,000 x <i>g</i> 2 min
				11,000 x <i>g</i> 2 min
9	Elute highly pure RNA	 	60 µL RNase-free H <sub>2</sub> O	10 µL RNase-free H <sub>2</sub> O
				11,000 x <i>g</i> 30 s

NucleoSpin® RNA/DNA Buffer Set

## Table of contents

1 Components	4
1.1 Set contents	4
1.2 Consumables and equipment to be supplied by user	4
1.3 About this user manual	4
2 Product description	5
2.1 The basic principle	5
2.2 Kit specifications	6
3 Storage conditions and preparation of working solutions	8
4 Safety instructions	8
5 Protocol – isolation of RNA and DNA from one undivided sample	9
6 Appendix	11
6.1 Troubleshooting	11
6.2 Ordering information	12
6.3 Product use restriction / warranty	13

# 1 Components

## 1.1 Set contents

NucleoSpin® RNA/DNA Buffer Set	
REF	100 preps 740944
Buffer DNA Wash (Concentrate)*	2 x 12 mL
Buffer DNA Elute	12 mL
User manual	1

## 1.2 Consumables and equipment to be supplied by user

The content of this set is sufficient for 100 DNA isolations in combination with RNA isolations performed with the following kits:

NucleoSpin® RNA (REF 740955), NucleoSpin® miRNA (REF 740971), NucleoSpin® RNA Blood (REF 740200), NucleoSpin® RNA Plant (REF 740949), NucleoSpin® RNA/Protein (REF 740933), NucleoSpin® RNA XS (REF 740902), NucleoSpin® 8 RNA (REF 740698), NucleoSpin® 8 RNA Core Kit (REF 740456), NucleoSpin® 96 RNA (REF 740709), NucleoSpin® 96 RNA Core Kit (REF 740466).

Additional collection tubes are required and are not supplied (see section 6.2, ordering information).

## 1.3 About this user manual

It is strongly recommended reading the detailed protocol sections of this user manual if the **NucleoSpin® RNA/DNA Buffer Set** is used in combination with NucleoSpin® RNA (REF 740955), NucleoSpin® miRNA (REF 740971), NucleoSpin® RNA Blood (REF 740200), NucleoSpin® RNA Plant (REF 740949), NucleoSpin® RNA/Protein (REF 740933), NucleoSpin® RNA XS (REF 740902) NucleoSpin® 8 RNA (REF 740698), NucleoSpin® 8 RNA Core Kit (REF 740456), NucleoSpin® 96 RNA (REF 740709), or NucleoSpin® 96 RNA Core Kit (REF740466) for the first time. Experienced users, however, may refer to the Protocol at a glance instead. The Protocol at a glance is designed to be used only as a supplemental tool for quick referencing while performing the purification procedure.

All technical literature is available on the internet at [www.mn-net.com](http://www.mn-net.com).

\* For preparation of working solutions and storage conditions see section 3.

## 2 Product description

### 2.1 The basic principle

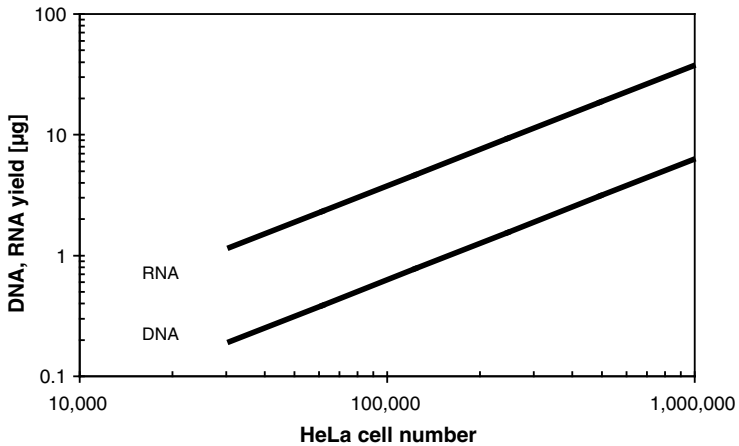
The **NucleoSpin® RNA/DNA Buffer Set** is intended to be used with one of the following RNA purification kits: NucleoSpin® RNA, NucleoSpin® miRNA, NucleoSpin® RNA Blood, NucleoSpin® RNA Plant, NucleoSpin® RNA/Protein, NucleoSpin® RNA XS, NucleoSpin® 8 RNA, NucleoSpin® 8 RNA Core Kit, NucleoSpin® 96 RNA, or NucleoSpin® 96 RNA Core Kit. The combination the **NucleoSpin® RNA/DNA Buffer Set** with either of the RNA purification kits enables the isolation of RNA and DNA from one undivided sample with one single NucleoSpin® RNA Binding Column. This patented technology enables successive elution of DNA and RNA from a NucleoSpin® Column with low salt buffer and water respectively. DNA and RNA are immediately ready for downstream applications. Samples are lysed in the lysis buffer supplied in the NucleoSpin® RNA kits (Lysis Buffer RA1, RAP, or RP1). Ethanol is added to facilitate conditions for binding of nucleic acids to the NucleoSpin® RNA Binding Column. After wash steps DNA and RNA are eluted sequentially. DNA is eluted with a low salt solution (DNA Elute) which selectively elutes DNA and keeps RNA on the column. Eluted DNA is immediately ready for downstream applications without further purification. DNA eluted with DNA Elute may readily serve as template for PCR, is restrictable with restrictions enzymes and is of high molecular weight ( $\geq 20$  kb).  $A_{260}/A_{280}$  ratios of eluted DNA are within a range from 1.7–2.0.

After DNA elution, residual on-column-DNA is digested on the NucleoSpin® Column as described in the relating NucleoSpin® RNA protocol. After additional washing steps, pure RNA is eluted with RNase-free water. DNA elution prior to RNA elution does neither compromise RNA quality nor quantity. Sequential DNA and RNA isolation from one sample with this support set and NucleoSpin® RNA kits has been successfully performed with various sample materials (e.g., HeLa cells, pig liver, kidney and spleen, parsley leaf, maize leaf, and root).

The standard protocol (section 5) allows the purification of DNA and RNA from a variety of sample types. Suitable sample types are described in the respective user manuals of the NucleoSpin® RNA kits.

## 2.2 Kit specifications

### Typical yields of RNA and DNA



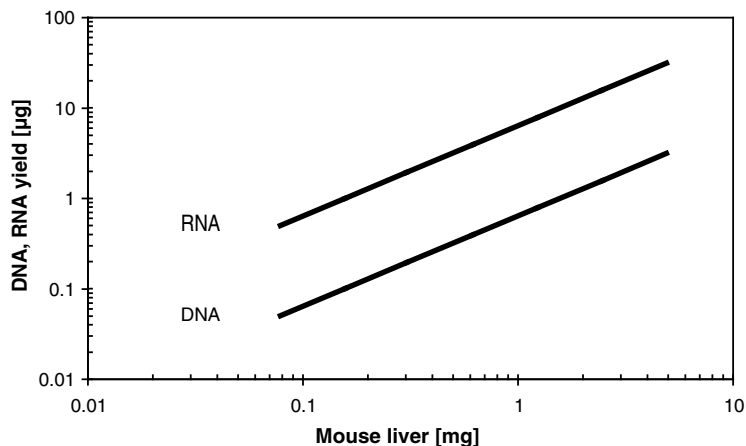
**Figure 1 DNA and RNA yield from different amounts of HeLa cells**

Different amounts of HeLa cells were used as sample material. DNA and RNA were isolated with the NucleoSpin® RNA/DNA Buffer Set in combination with the NucleoSpin® RNA kit.

DNA and RNA were isolated as described in Figure 1. Obtained correlation coefficients between sample amount and RNA and DNA yield are shown in Table 1.

**Table 1: Correlation between sample amount and nucleic acid yield**

	$3 \times 10^4$ – $5 \times 10^5$ cells	$3 \times 10^4$ – $1 \times 10^6$ cells
RNA	> 0.98	> 0.98
DNA	> 0.99	> 0.95



**Figure 2 DNA and RNA yield from different amounts of mouse liver tissue**

Different amounts of mouse liver tissue were used as sample material. DNA and RNA were isolated with the NucleoSpin® RNA/DNA Buffer Set in combination with the NucleoSpin® RNA kit.

DNA and RNA were isolated as described in Figure 2. Obtained correlation coefficients between sample amount and RNA and DNA yield are shown in Table 2.

**Table 2: Correlation between sample amount and nucleic acid yield**

	0.08–1.25 mg mouse liver	0.08–2.5 mg mouse liver	0.08–5 mg mouse liver
RNA	> 0.98	> 0.98	> 0.98
DNA	> 0.99	> 0.95	> 0.67

### DNA size and quality

- Isolated genomic DNA is commonly of high molecular weight > 20 kb.
- DNA is commonly stable, even at 37 °C for 2 h with or without addition of a typical restriction enzyme buffer.
- DNA is digestible with restriction enzymes.
- DNA is suitable for PCR.

### 3 Storage conditions and preparation of working solutions

Store solutions at room temperature (15–25 °C).

- The DNA Wash solution is delivered as a concentrate. To prepare the final DNA Wash solution, add four volumes of ethanol (50 %) to the DNA Wash Concentrate (add 48 mL 50% ethanol to 12 mL DNA Wash Concentrate).
- Due to its composition DNA Elute (DNA elution buffer) does not inhibit DNases, i.e., DNA Elute does not contain substances (e.g., EDTA) to complex divalent cations. Therefore, make sure not to contaminate DNA Elute with DNases!
- Further, due to its composition, DNA Elute does not inhibit microbial growth. Therefore, make sure not to contaminate DNA Elute with any source of microbial contaminants.

<b>NucleoSpin® RNA/DNA Buffer Set</b>	
<b>REF</b>	<b>100 preps 740944</b>
Buffer DNA Wash (Concentrate)	2 x 12 mL Add 48 mL ethanol (50%) to each bottle

### 4 Safety instructions

The **NucleoSpin® RNA/DNA Buffer Set** is intended to be used in conjunction with NucleoSpin® RNA kits. The **NucleoSpin® RNA/DNA Buffer Set** does not contain hazardous contents. However, pay attention to the safety instructions of the individual NucleoSpin® RNA kits!



## 5 Protocol – isolation of RNA and DNA from one undivided sample

### Before starting the procedure:

- Check if Buffer DNA Wash was prepared according to section 3.
- Perform sample homogenization, cell lysis, lysate filtration, adjusting of nucleic acid binding conditions, and binding of nucleic acids to the NucleoSpin® RNA Binding Column according to the NucleoSpin® RNA, NucleoSpin® miRNA, NucleoSpin® RNA Blood, NucleoSpin® RNA Plant, NucleoSpin® RNA/Protein, NucleoSpin® RNA XS, NucleoSpin® 8 RNA, NucleoSpin® 8 RNA Core Kit, NucleoSpin® 96 RNA or NucleoSpin® 96 RNA Core Kit kit standard protocol.

Subsequent to binding of nucleic acids to the column continue as follows with step A (the membrane desalting step of the individual NucleoSpin® RNA protocols is replaced by steps A–C):

### A Wash silica membrane

#### 1<sup>st</sup> wash

Add **500 µL DNA Wash** to the NucleoSpin® RNA Binding Column and centrifuge for **1 min** at **11,000 x g**. Discard flowthrough and reuse Collection Tube.

If using NucleoSpin® RNA XS add only 400 µL DNA Wash.

The DNA Wash solution is used instead of MDB (Membrane Desalting Buffer) from the NucleoSpin® RNA kits. MDB will not be used in this procedure.



**+ 500 µL  
DNA Wash**  
**11,000 x g,  
1 min**

#### 2<sup>nd</sup> wash

Add again **500 µL DNA Wash** and centrifuge **1 min** at **11,000 x g**. Discard Collection Tube with flowthrough.

If using NucleoSpin® RNA XS add only 400 µL DNA Wash.



**+ 500 µL  
DNA Wash**  
**11,000 x g,  
1 min**

### B Dry membrane

Insert the NucleoSpin® RNA Binding Column into a new 1.5 mL microcentrifuge tube (not supplied). Open the lid of the NucleoSpin® RNA Binding Column and let it stand for 3 minutes.

The procedure ensures complete removal of ethanol from the column.

**Incubate  
for 3 min**

**C Elute DNA**

Add **100 µL DNA Elute** (DNA elution buffer) directly onto the membrane and incubate 1 min. Elute the DNA by centrifuging for **1 min** at **11,000 x g**.



**Add 100 µL  
DNA Elute**

If using NucleoSpin® RNA XS add only 80 µL DNA Elute for elution.

*The temperature of the DNA Elute solution shall not exceed 30 °C, otherwise RNA will partly elute with the DNA Elute solution. DNA Elute solution may stay for 1 min up to 15 min on the column before DNA is eluted. A 1–5 min incubation time is recommended. Eluted DNA is immediately ready for downstream applications without further purification.*



**11,000 x g,  
1 min**

Proceed with the digestion of residual on-column DNA according to the individual NucleoSpin® RNA protocols (step: Digest DNA): Add DNase reaction mixture onto the column and perform all subsequent steps as described in the **NucleoSpin® RNA, NucleoSpin® miRNA, NucleoSpin® RNA Blood, NucleoSpin® RNA Plant, NucleoSpin® RNA/Protein, NucleoSpin® RNA XS, NucleoSpin® 8 RNA, NucleoSpin® 8 RNA Core Kit, NucleoSpin® 96 RNA, or NucleoSpin® 96 RNA Core Kit** protocol.

## 6 Appendix

### 6.1 Troubleshooting

<b>Problem</b>	<b>Possible cause and suggestions</b>
DNA is contaminated with RNA	<p><i>Buffer temperature</i></p> <ul style="list-style-type: none"> <li>DNA elution buffer DNA Elute exceeded 30 °C during application. Use DNA Elute with a temperature preferentially of 15–25 °C.</li> </ul>
DNA yield lower than RNA yield	<p><i>Sample material</i></p> <ul style="list-style-type: none"> <li>DNA and RNA yield depend very much on sample material. Ratio of RNA yield to DNA yield may vary from approximately 1–20.</li> </ul>
DNA degrades upon storage	<p><i>DNase contamination</i></p> <ul style="list-style-type: none"> <li>DNA elution buffer DNA Elute does not contain divalent cations complexing substances (e.g., EDTA). Therefore, DNA is not protected against DNases. Keep DNA Elute solution clean and avoid any contamination. As a precaution, keep DNA on ice for short term or at -20 °C for long term storage</li> <li>Some sample materials may contain remaining DNase traces that are not sufficiently washed away by the standard procedure. Perform a wash step of the column with Buffer RA2 after loading the lysate onto the column and before starting the washing steps with DNA Wash solution: Add 500 µL Buffer RA2 onto the column, centrifuge 1 min at 11,000 x g and continue with DNA Wash washing steps.</li> </ul>
Low RNA yield or quality	<p><i>See general protocol</i></p> <ul style="list-style-type: none"> <li>See troubleshooting section of individual NucleoSpin® protocols. Check if Wash Buffer RA3 has been equilibrated to room temperature before use. Washing at lower temperatures lowers efficiency of salt removal by Wash Buffer RA3.</li> </ul>
Suboptimal performance of DNA in downstream applications	<p><i>Divalent cations</i></p> <ul style="list-style-type: none"> <li>Eluted DNA contains small amounts of divalent cations. If the downstream application comprises for example 50 % DNA eluate of the final reaction volume the divalent cations introduced into the reaction by the DNA eluate may alter the performance. Decrease the divalent cation concentration of the reaction by 1–5 mM for compensation.</li> </ul>
Low DNA yield for large sample amounts	<p><i>Sample amount too large</i></p> <ul style="list-style-type: none"> <li>Depending on the type of sample and its DNA content, DNA yield may not increase proportional with increased sample amount. Sample amounts larger than for example 5 mg tissue or 10<sup>6</sup> cultured cells may yield less DNA than smaller sample amounts. Use smaller sample to ensure good correlation between sample amount and DNA yield.</li> </ul>

## 6.2 Ordering information

Product	REF	Pack of
NucleoSpin® RNA/DNA Buffer Set	740944	100 preps
NucleoSpin® RNA	740955.10 / .50 / .250	20 / 50 / 250 preps
NucleoSpin® miRNA	740971.10 / .50 / .250	10 / 50 / 250 preps
NucleoSpin® RNA Blood	740200.10 / .50	10 / 50 preps
NucleoSpin® RNA Plant	740949.10 / .50 / .250	10 / 50 / 250 preps
NucleoSpin® RNA/Protein	740933.10 / .50 / .250	10 / 50 / 250 preps
NucleoSpin® RNA XS	740902.10 / .50 / .250	10 / 50 / 250 preps
NucleoSpin® TriPrep*	740666.10 / .50 / .250	10 / 50 / 250 preps
NucleoSpin® 8 RNA	740698 / .5	12 x 8 / 60 x 8 preps
NucleoSpin® 8 RNA Core Kit	40456.4	48 x 8 preps
NucleoSpin® 96 RNA	740709.2 / .4 / .24	2 x 96 / 4 x 96 / 24 x 96 preps
NucleoSpin® 8 RNA Core Kit	740466.4	4 x 96 preps
Buffer RA1	740961	50 mL
Buffer RA1	740961.500	500 mL
Buffer RP1	740934.50	50 mL
Buffer RP1	740934.500	500 mL
rDNase Set	740963	1 set
NucleoSpin® Filters	740606	50
NucleoSpin® 96 RNA Filter Plate	740711	4 plates
Collection Tubes (2 mL)	740600	1000

Visit [www.mn-net.com](http://www.mn-net.com) for more detailed product information.

### 6.3 Product use restriction/warranty

**NucleoSpin® RNA/DNA Buffer Set** kit components are intended, developed, designed, and sold FOR RESEARCH PURPOSES ONLY, except, however, any other function of the product being expressly described in original MACHEREY-NAGEL product leaflets.

MACHEREY-NAGEL products are intended for GENERAL LABORATORY USE ONLY! MACHEREY-NAGEL products are suited for QUALIFIED PERSONNEL ONLY! MACHEREY-NAGEL products shall in any event only be used wearing adequate PROTECTIVE CLOTHING. For detailed information please refer to the respective Material Safety Data Sheet of the product! MACHEREY-NAGEL products shall exclusively be used in an ADEQUATE TEST ENVIRONMENT. MACHEREY-NAGEL does not assume any responsibility for damages due to improper application of our products in other fields of application. Application on the human body is STRICTLY FORBIDDEN. The respective user is liable for any and all damages resulting from such application.

DNA/RNA/PROTEIN purification products of MACHEREY-NAGEL are suitable for *IN VITRO*-USES ONLY!

ONLY MACHEREY-NAGEL products specially labeled as IVD are also suitable for *IN VITRO*-diagnostic use. Please pay attention to the package of the product. *IN VITRO*-diagnostic products are expressly marked as IVD on the packaging.

IF THERE IS NO IVD SIGN, THE PRODUCT SHALL NOT BE SUITABLE FOR *IN VITRO*-DIAGNOSTIC USE!

ALL OTHER PRODUCTS NOT LABELED AS IVD ARE NOT SUITED FOR ANY CLINICAL USE (INCLUDING, BUT NOT LIMITED TO DIAGNOSTIC, THERAPEUTIC AND/OR PROGNOSTIC USE).

No claim or representations is intended for its use to identify any specific organism or for clinical use (included, but not limited to diagnostic, prognostic, therapeutic, or blood banking). It is rather in the responsibility of the user or - in any case of resale of the products - in the responsibility of the reseller to inspect and assure the use of the DNA/RNA/protein purification products of MACHEREY-NAGEL for a well-defined and specific application.

MACHEREY-NAGEL shall only be responsible for the product specifications and the performance range of MN products according to the specifications of in-house quality control, product documentation and marketing material.

This MACHEREY-NAGEL product is shipped with documentation stating specifications and other technical information. MACHEREY-NAGEL warrants to meet the stated specifications. MACHEREY-NAGEL's sole obligation and the customer's sole remedy is limited to replacement of products free of charge in the event products fail to perform as warranted. Supplementary reference is made to the general business terms and conditions of MACHEREY-NAGEL, which are printed on the price list. Please contact us if you wish to get an extra copy.

There is no warranty for and MACHEREY-NAGEL is not liable for damages or defects arising in shipping and handling (transport insurance for customers excluded), or out of accident or improper or abnormal use of this product; defects in products or components not manufactured by MACHEREY-NAGEL, or damages resulting from such non-MACHEREY-NAGEL components or products.

MACHEREY-NAGEL makes no other warranty of any kind whatsoever, and SPECIFICALLY DISCLAIMS AND EXCLUDES ALL OTHER WARRANTIES OF ANY KIND OR NATURE

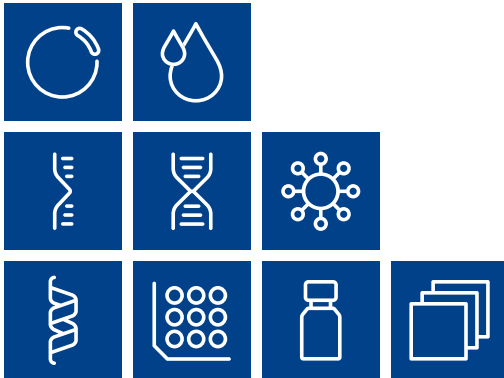
WHATSOEVER, DIRECTLY OR INDIRECTLY, EXPRESS OR IMPLIED, INCLUDING, WITHOUT LIMITATION, AS TO THE SUITABILITY, REPRODUCTIVITY, DURABILITY, FITNESS FOR A PARTICULAR PURPOSE OR USE, MERCHANTABILITY, CONDITION, OR ANY OTHER MATTER WITH RESPECT TO MACHEREY-NAGEL PRODUCTS.

In no event shall MACHEREY-NAGEL be liable for claims for any other damages, whether direct, indirect, incidental, compensatory, foreseeable, consequential, or special (including but not limited to loss of use, revenue or profit), whether based upon warranty, contract, tort (including negligence) or strict liability arising in connection with the sale or the failure of MACHEREY-NAGEL products to perform in accordance with the stated specifications. This warranty is exclusive and MACHEREY-NAGEL makes no other warranty expressed or implied.

The warranty provided herein and the data, specifications and descriptions of this MACHEREY-NAGEL product appearing in MACHEREY-NAGEL published catalogues and product literature are MACHEREY-NAGEL's sole representations concerning the product and warranty. No other statements or representations, written or oral, by MACHEREY-NAGEL's employees, agent or representatives, except written statements signed by a duly authorized officer of MACHEREY-NAGEL are authorized; they should not be relied upon by the customer and are not a part of the contract of sale or of this warranty.

Product claims are subject to change. Therefore please contact our Technical Service Team for the most up-to-date information on MACHEREY-NAGEL products. You may also contact your local distributor for general scientific information. Applications mentioned in MACHEREY-NAGEL literature are provided for informational purposes only. MACHEREY-NAGEL does not warrant that all applications have been tested in MACHEREY-NAGEL laboratories using MACHEREY-NAGEL products. MACHEREY-NAGEL does not warrant the correctness of any of those applications.

Please contact:  
MACHEREY-NAGEL GmbH & Co. KG  
Tel.: +49 24 21 969-270  
tech-bio@mn-net.com



[www.mn-net.com](http://www.mn-net.com)

**MACHEREY-NAGEL**



MACHEREY-NAGEL GmbH & Co. KG  
Valenciennner Str. 11  
52355 Düren · Germany

DE Tel.: +49 24 21 969-0  
CH Tel.: +41 62 388 55 00  
FR Tel.: +33 388 68 22 68  
US Tel.: +1 888 321 62 24

info@mn-net.com  
sales-ch@mn-net.com  
sales-fr@mn-net.com  
sales-us@mn-net.com



A031003/0420.4